



Environmental Studies

Grade – 1

2nd Term -Student Note

Lesson: How we get the things we need Part1, 2 and 3

Follow the YouTube lessons.

<https://www.youtube.com/watch?v=icURaUlvCOM&list=PLXtHrnpNsVJjuQW6eVKU440KypyX2u9wq&index=116>

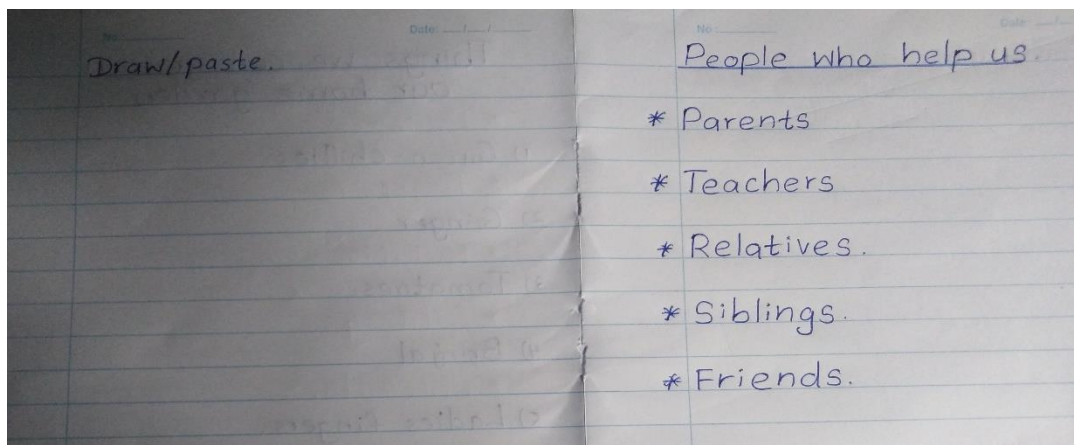
<https://www.youtube.com/watch?v=ZZeiQhCR3cw&list=PLXtHrnpNsVJjuQW6eVKU440KypyX2u9wq&index=118>

<https://www.youtube.com/watch?v=aF3fLBmZauM&list=PLXtHrnpNsVJjuQW6eVKU440KypyX2u9wq&index=117>

Students' Note: Please study the document named “Guidelines for writing Students’ notes” and copy down these students’ notes under the topic “How we get the things we need” and paste pictures accordingly.

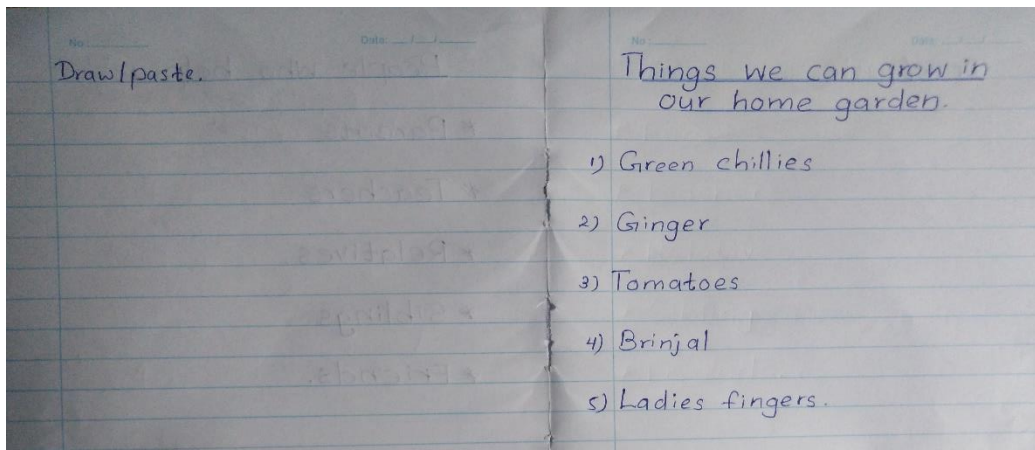
People who help us

- Parents
- Teachers
- Relatives
- Siblings
- Friends



Things we can grow in our home garden

1. Green chillies
2. Ginger
3. Tomatoes
4. Ladies fingers
5. Brinjal

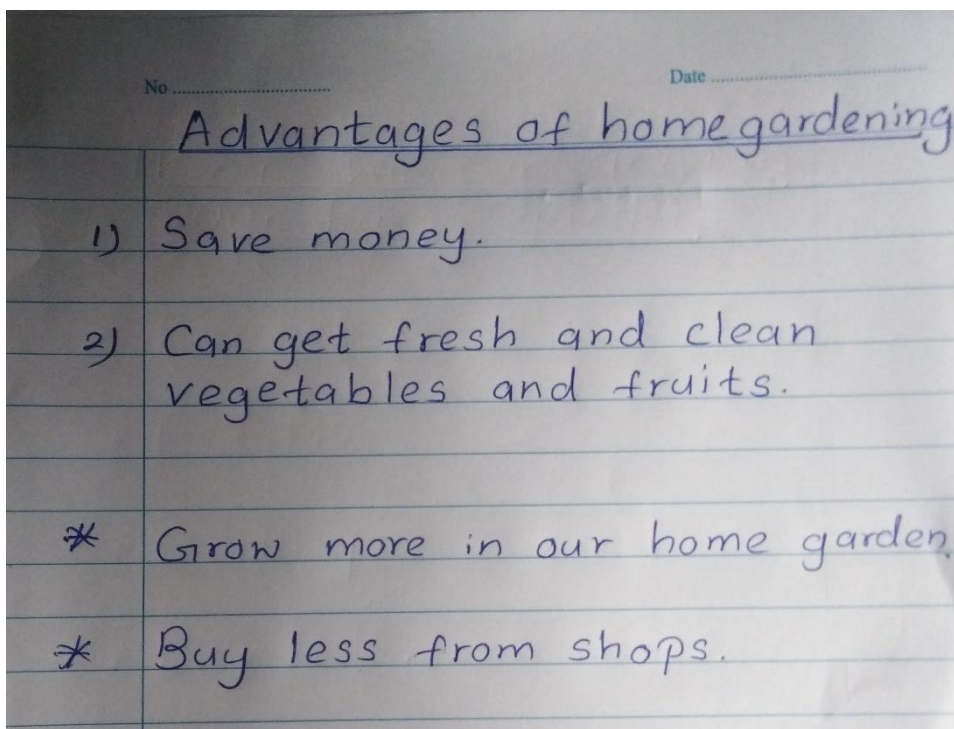


Advantages of Home Gardening

1. Save money.
2. Can get fresh and clean vegetables and fruits.

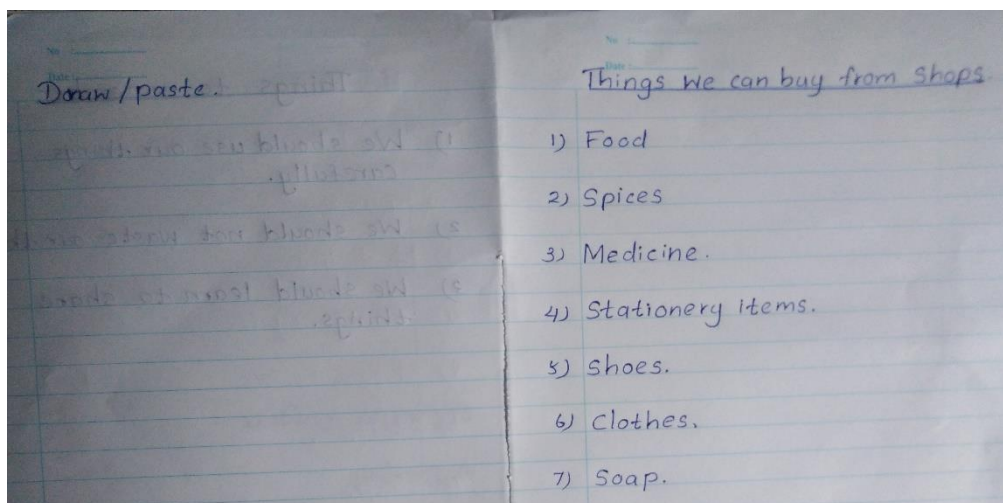
*Grow more in our home garden.

*Buy less from shops.



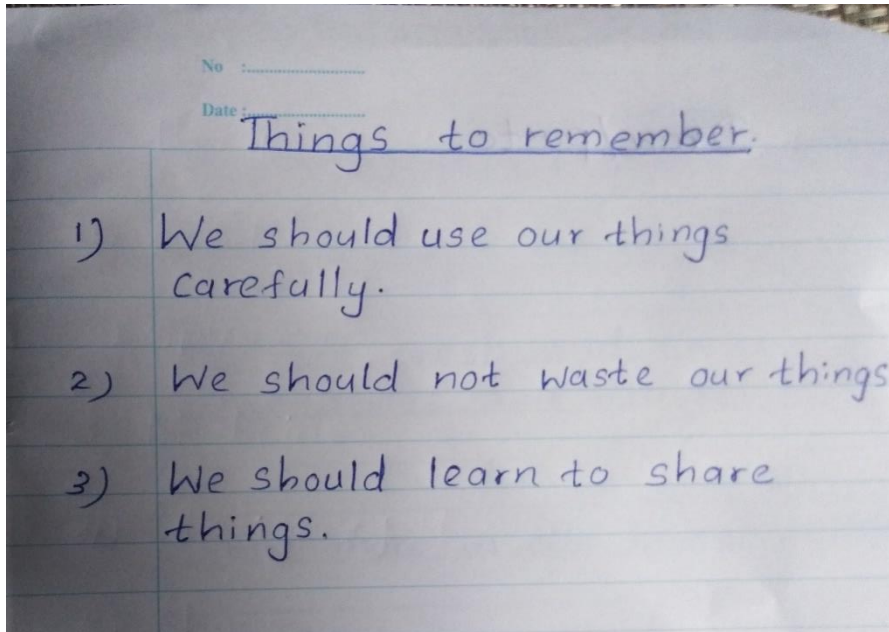
Things we can buy from shops

1. Food
2. Spices
3. Medicine
4. Stationery items
5. Shoes
6. Clothes
7. Soap



Things to remember

1. We should use our things carefully.
2. We should not waste our things.
3. We should learn to share things.



A fair

